



The Plastic Whittler



Our Next Meeting:

Our next meeting will be on **Monday, March 18th, 6:00 pm, (some folks may drag in a little later)** at the Downtown location of the Chattanooga Public Library. [1001 Broad Street Chattanooga, TN 37402]

We'll go to dinner afterwards as per our practice!

2019 Nationals: A lot has been happening in recent weeks. Registration is now live on line! Several of us have traveled to a few shows out side out normal range for the purpose of promoting the Nationals. There

UPCOMING EVENTS	DATE
Next Meeting	3/18/2019
Coker Cruise-In	3/30/2019
IPMS/Phantom Phlashers	4/6/2019
Model Classic (Northern Virginia)	4/20/2019
IPMS/Knoxville	5/18/2019
IPMS/Louisville (MMCL)	5/18/2019
CAF Airpower visits Chattanooga	5/23-26/2019
River City Rumble	6/22/2019
South Carolina Mega Show	6/22/2019
2019 IPMS USA Nationals	8/7-10/2019
IPMS/Huntsville	8/24/2019
Piedmont Scale Modelers	9/14/2019
Southern Nationals Car Show	11/02/2019

The Monthly Newsletter of:
IPMS/AMPS/Chattanooga Scale Modelers Association
Lynn Petty - Chapter Contact
hlpetty1@gmail.com

<http://www.chattanoogascalemodelers.com>
Ben Gibby —Webmaster

<http://www.ipmsnationals.com/>
2019 Nats Website:

has been a little uptick in trophy sponsorships (plenty left to go!!) Lots of Buzz and activity. **BE SURE TO BE AT THE NEXT MEETING FOR A LITTLE BIT OF HOST CLUB INFORMATION.**

In This Issue

Making Plastic Parts Look Like Cast Metal - Our member in North Carolina sent an article on modelling technique. See Yancey's piece on Display. Page 3.

Teddy Ladd's Batman Project: Teddy's working up a special display for the Nationals Here's a preview of what's to come. Holy Plastic Cow! Page 4.

Jack's Back with a Monster Article: You gotta see this THING Read all it. Page 8

Joey: Long time friend and supporter of IPMS and frequent contributor to this Newsletter Fred Horky tells us about the unique airliners that serviced the Channel Islands. Fly Over to Page 11 and read about the Joey's.

Photos and Some Words from the Old Dominion Open - Mike and I travelled over to promote the Nationals and found a great show! See page 16

Luftwaffe available at Denny's? Mike Moore sends us some humor See page 20.

IPMS/ATLANTA/MARIETTA SHOW Some photos to enjoy from the usual Good Show at the Lockheed Union Hall! See page 21.

Photos from our last meeting See page 24

Atlanta AMPS and Model Soldier Show Some photos to enjoy from the usual Good Show at the Lockheed Union Hall! See page 31.

Hurricane? Or Mission of Honor? Whatever the title Movie Night?? See page 36

Emanuel's Roving Lens See page 37 He sent in some photos of Jeff Kuss's memorial at Smyrna and of a MC-130 doing touch and goes at CHA

Show Flyers and the like in the rest of this Issue.



Making Plastic Parts Look Like Cast Metal

Yancey Christopher

The following is a method used to make the casting texture of a part pop. I learned it from some WW1 tutorials that were both printed and on YouTube.

At one of my local club meetings I was giving a tutorial on something and I just said using a dry brush method of making some parts come alive. It was then I discovered that two of our newer members didn't have a clue of what dry brushing was. I learned a valuable lesson that is not to assume everyone knows what you're talking about and to always make people comfortable enough to ask. So, this may not be new to most but why take a chance. It will be basic in nature.

First it is best to prime the part in black. As the name implies, dry brushing involves lightly loading the brush with metallic or a lighter shade paint then wiping the brush with a paper towel until just a little bit of paint is still on the brush. Most of the time you can rub this very small amount of metallic paint on the surface of the model and it will make edges seem worn or chipped. When using a lighter version of the base color you can make certain details pop. The key is making subtle light layers until you get the desired effect. With a textured surface it is best not to put the paint on too heavily or you will end up with a monochromatic looking piece that you could achieve the same result by just airbrushing. Leaving the deep nooks and crannies dark will create depth and that is what you are looking for.


I don't know if I have discovered a technique on my own but I think that I may be the only one using it. I have also used a similar version for several years with my figure models. I am still having trouble with blending oils the traditional way. Out of necessity I reverted back to something that I have a better grasp of, dry brushing. With a face I will start with a base color. I will use lighter colors for areas that receive more light. Darker colors for shade. If too stark blend with the base color. All of this is done with multiple subtle shades and layers. As with any painting it is all about multiple thin layers.



Teddy Ladd's Batman Project

By Teddy Ladd - I started this project a long time ago as part of a "special interest GB" with some club members from Genesis in England. Did not finish but now I'm back on it. Triple diorama and this is part one. Part two is the 69 Batmobile in a junkyard. That build is finished and I will send pictures asap. Part three will be a 1989 Batman movie Batmobile being worked on. I hope to finish all this and have it for display at the nationals this fall.





Part one is not too far from being completed. Paint the body, decals, small parts, roadway base for the 69 Batmobile and Futura. The 1966 Batmobile and the 1955 Ford Futura [molded in 1955!] will be the first part of a 3 part diorama. Its a "what if" scenario where the two vehicles pass each other on the road.

Part two is complete and will be the center of the diorama above part one but below part three. Junkyard 69 Batmobile.

Part three hopefully will be the 1989 Batman movie Batmobile in the bat cave getting maintenance and diagnostics. The kit has mediocre molding but includes the turbo engine, computer cases, detailed interior, machine guns, grappling hook mechanism.

The details and extent of this part will be determined by time available.





And a few old corny Batman jokes to fill space and end this segment before moving on!

Holy Kleenex Batman!

It was right under our nose and we blew it!

If you ever have a child you should name him Gotham so if he cries in the middle of the night you can turn to my spouse, wake him up, and say 'Gotham needs you'.

If Batman was a tree, he'd be Spruce Wayne.

Jack's Latest

In the Mid-90's Marvel X, in Cooperation with ToyBiz, put out a series of kits based on Spiderman/Fantastic Four/ Marvel. This was far ahead of the Movies that came out. However, I picked up a few of these for NOTHING at the RCH-TA Show when I was working the Classic Airframe's Booth. God Bless the Distributors that unloaded stuff as to not take it back on the Plane. This Kit I gave to my oldest son, Jimmy. He put it together and has been in a box and until recently has not seen the light of day in almost 20 years. Hahaha, Jim is now Dr. Bruno and



almost 33. I decided to restore it, my way, and give it to him on our visit in May. That's IF they let me cross the border into Texas.....and YA'LL know how much I love TEXAS!!!

Anyway, after gutting the kit I super glued all the figure parts back together. I used a new filler suggested by a model buddy, VALLEJO Plastic Putty. This stuff is GREAT!!! All I did was squeeze it from the tube into the gap and using a wet brush, smoothed it in. It was ready for paint the next day. Everything else was primed and painted as usual. I did add my twists by painting like a regular Tank kit



in-





cluding giving washes, flat coat and some new grass tufts that are peel and stick!!! It was a fun project and took about a week.....mostly waiting for the putty in the mail. Cool Kit and looking for The Hulk!!! Cheers and stay Fluffy my friends!!!

Jack



“Joey” an article from Fred Horky

About “Joey”

Last fall you may have read my article about the pulse jet engine of the German V1 cruise missile, the Argus As 109-014). It included a link to a color video of noisily running on a test stand. (See link at * below.)

That article had been a result of email conversations with my wife’s cousin in his native Guernsey, one of England’s Channel Islands that are just offshore from France. In it, he had made a mention of the V-1 in relation to the Britten-Norman Trislander. That unusual looking TRI-motor commuter airliner had evolved from the company’s earlier “Islander”



.....by way of a long fuselage stretch, plus addition of a third engine, mounted DC-10 style in the fin. For more on how it happened, see <http://www.bush-planes.com/Britten-Norman-Islander-and-Trislander.html>. At some point the type became known as “Joey’s”; sources vary so it’s not clear is if it came from one already having a G-JOEY registration, or one being re-registered as such from a nickname used for all of them.



The type served Channel Islands commuters well for decades, but are now retired.

Getting back to the Guernsey cousin who had jump started my interest with an improbable linkage of V1 buzz bomb to Trislander. As a child, he had been evacuated from Guernsey to England just before the German occupiers arrived in 1940. Of his time as a refugee in England he mentioned “...As an aside, I used to be able to see Trislander flights on their way to Alderney, away to the west, from our garden. At a casual glance, with the sun setting, the silhouette would remind me of the German V-1 'Buzz-bombs' which came into service towards the end of the war. I never actually saw a V1 of these in flight though I well remember the stuttering sound of their motors - then the deathly silence as they cut out and one waited for the explosion. They ¹¹

were flown, by night, to the north of England, where we were living near Manchester. “

Now, about those Britten-Norman “Trislanders” that served the Channel Islands for so long.

The carrier, Aurigny, was quick to notice that the public had developed a great affection with a particular Trislander whose call sign letters had made it sort of a mascot all over the islands. Thus, even after several ownerships and registry changes the airplane was brought back and RE-registered a final time as “G-JOEY” When it was finally retired several years ago (to the dismay of many fans), it was able to escape the Brit equivalent of the Bone Yard, having been placed on permanent display.

The airplane had first flown in 1975, and served a number of owners under different registrations over her career. In 1991 she was re-acquired by the Aurigny channel islands commuter airline and flew another nearly twenty-five years until retirement in February 1917, forty-two years after its maiden flight! Over her long career, G-JOEY flew a total of 32,600 flight hoursnot all that much for an airlinerjetliners can reach 100,000 flight hours, but under vastly different conditions than this puddle-jumper. However, in that 32K hours G-JOEY made 105,130 landings ...an average of a landing (or “cycle”, in the airline business) every twenty minutes of flight time!

Recently received from Guernsey are these photographs showing G-JOEY on display.



With the pictures, our cousin-across-the-pond commented about the status of the airplane....

I thought, though, that you would be interested to see where 'Joey's' final resting place is. The Trislander was very well known - and loved - in Channel Island airspace and perhaps it is fitting that it should feature so prominently in a visitor attraction in Guernsey. It, or should I call her, 'she', is suspended, as you see, just over the tables in the café in 'Oaty and Joey's Play barn', a popular family feature in the Oatlands Village complex. She is, as you can see, very dominant in the limited space where she hangs just overhead. And far better there, I think, than being dumped in some scrapyard!



There is still criticism, locally, that the airline replaced its Islanders with small Dornier 228s for inter-island flights - in particular to Alderney with its single narrow runway - as they appear to be less versatile, while up-dated Islanders are still being manufactured, albeit in Romania.



The Dornier 228 which replaced the Trislanders at Aurigny

Our cousin continued with ...*“Strangely, when I hear the name ‘Dornier’, I find myself automatically linking it with WW2 German aircraft, such as ‘Heinkel’ and ‘Messerschmitt’! Those years stick in my memory.”*

This writer must concur with that observation: memory linkages die hard in old brains! (An example: “Ho Chi Minh City” will always be “Saigon” to me!)

This little airplane is obviously something of a celebrity in the U.K., and especially Guernsey. You’ll find tons of links on the internet about this airplane and its retirement, with articles, numerous photos, in-flight video reports, etc. Here are a few:

<https://www.bbc.com/news/world-europe-guernsey-39491787>

<https://www.bbc.com/news/world-europe-guernsey-39491787>

<https://www.facebook.com/aurignyairservices/posts/the-joey-of-oldour-iconic-trislander-g-joey-has-returned-to-its-vintage-livery-a/1813112322080183/>

About modeling the Trislander:

Unless some serious scratch-building is done, the 1/72nd Airfix Islander kit would be about the only possibility I know of as the basis of a conversion. Airfix issued the kit in 1972, 1976, 1978, and 2006: it’s now fairly rare but can be found. (I expect more than a few could be found hiding among the gargantuan stashes to be found this August in Chattanooga!) While obviously pretty dated, the kit is still worthy of the project.

My twin-engine *Islander*, below, was built out-of-the-box. That was in 1976: at the time I was overseas in Venezuela. Squadronthey really WERE my “hobby shop in the APO mail bag”had marked the kit down severely in their monthly flyer. Evidently the kit of a relatively-unknown airplane wasn’t selling well; at least, on this side of the pond.



My Islander is in the kit markings of the Philippine Navy, for the maritime patrol mission of the country’s thousands of islands

The price was SO low, in fact, that at the time having recently seen an article (complete with a three-view line drawing) about the then-new 1:1 scale TRISLANDER in AirEnthusiast magazine, I decided to build a conversion, ordered two more kits, scaled up the magazine drawing to 1/72nd. etc.in fact, did everything but built it! (“The Road to Hell is paved with Good Intentions”: we all know about that!) Much later those extra kitsalong with many otherswere (sob!) sacrificed during the Big BugOut when the Horkys moved from Georgia to North Carolina. (Confession: I’m only here because this is where the grand-kids are.)

The two kits would be necessary for a conversion to Trislander, with fuselages having cuts in different data points to achieve the correct “stretch” length: the second kit also providing one of its two engine nacelles to be mounted on a scratch-built fin. The kit has the Islander’s original short nose and most 1:1 scale Trislanders have a nose almost grotesquely stretched, as seen in these pictures. That would obviously require minor scratch-buildingbut the stretch would also make it much easier to stash the weight necessary to prevent a tail-stander.

The internet provides some hints that this conversion has already been done by others, but my quick search found no photos of any model so completed. On this model airliner link (<https://www.airlinercafe.com/forums.php?m=posts&q=10595>) several forum contributors discuss a Trislander conversion. Their consensus was that such an article had appeared in the modeling press, but nobody seemed to remember or have exactly WHERE! They eventually agree that the article had *probably* been in the IPMS/UK magazinebut didn’t know WHICH issue.....

Fred Horkey

IPMS/USA 6390

* If you’ve only READ about the buzz bomb’s engine but never heard one running, click on the link below for the full effect!

https://video.search.yahoo.com/search/video; ylt=AwREwGWU2r9bcy4A5of7w8QF; ylu=X3oDMTBsdXNvNHVuBHNIYwNzZWfY2gEdnRpZANCNTQ5Ng--; ylc=X1MDOTY3ODEzMDcEX3IDMgRhY3RuA2NsawRiY2sDZWpnNG83aGQyYmJkYSUyNmllM0QzJTI2cyUzRHJxZGNzcmNwdmI kA00uaURLREV3TGpMcHdKZzhXaVd0cWhwbk1qWXdOZ0FBQUFBMF9uTzUEZnIDbWNhZmVlBGZyMgNzYS1ncARncHJpZANBQ 1RuR0dfUVFPcWdqdHkudE5fNTNBGG10ZXN0aWQDVUkwMSUzREI1NDk2BG5fcNsdAM2MARuX3N1Z2cDMARvcmlnaW4Ddm lkZW8uc2VhcmNoLnIhaG9vLmNvbQRwb3MMDMARwcXN0cgMEcHFzdHJsAwRxc3RybAMyMgRxdWVyeQN3YXJiaXJkIG5ld3MgY nV6eiBib21iBHRfc3RtcAMxNTM5Mjk5OTk4BHZ0ZXN0aWQDQjU0OTY-? gprid=ACTnGG_QQOqgity.tN_53A&pvid=M.iDKDEwLjLpwJg8WiWtqhpnmjYwNgAAAAA0_nO5&p=warbird+news+buzz+bomb &ei=UTF-8&fr2=p%3As%2Cv%3Av%2Cm%3Asa&fr=mcafee#id=1&vid=12fa327a9a352b2f9e9a8d7a3bfad6e8&action=view

Footnote to Fred’s article— He mentions the German occupation. Here’s a bit more. Just like The Philippines was once a US territory, the Channel isles were similarly not a part of the UK but under the administration of Great Britain. Due to their proximity to France they were occupied early in WW2 and were subject to the German occupation.

The islands were the only part of the [British Isles](#) to be occupied by the [German Army](#) during [World War II](#).



Suffering many of the indignities of the occupation they carried on the best they could. At one point there was one German soldier for every civilian on the island. Little resistance could be offered to the invaders as there was no place to hide.

If you every saw the ghost movie “The Others” almost overlooked in the narrative is it is set in one of these islands.

Photos from the Old Dominion Open



Mike and I made the trip up to Richmond Virginia to attend the Old Dominion Open on February 23rd for the purpose of promoting the 2019 Nationals. I was slightly reluctant to go but went on and I am glad I did! This was a huge show, likely the largest on the east coast. Almost 1000 models entered in the contest plus many more just on display, in spite of the Noah level rains going on! We met a lot of people. I made contact with someone I hadn't seen for close to 36 years! Chazz Klanian and I had traded letters back in 1983! That's one of the cool things about this crazy hobby, friends with a common interest. Certainly this was a highlight of the weekend for me.

This via e-mail from Chazz: "983 models, with the second year of Gundam categories, 10% of all models entered were Gundam! 213 contestants of which 106 were repeat visitors from 2018 and 107 were first time contestants. This is huge data. I am convinced that if it had not rained as much as it did we would of had a lot more of the old timers."



Frankenfortress—Interesting group build by the SoMD Modelers. Parts were distributed amongst various members to assemble and paint. Only rule was not talking between members. When completed the parts were sent to another member who assemble the parts into the final product





Group Build of over 50 Spitfires!!
Hope they come to Chattanooga
in August.

Our own Yancey Christopher did
very well in the contest





Barry Numerick's 109



Our Booth to advertise the Nationals



Group Build of over 50 Spitfires!!
Hope they come to Chattanooga
in August.



Sent in by Mike Moore - Finally a Kraut Plane he can get into!



IPMS/ATLANTA/MARIETTA SHOW



IPMS/ATLANTA/MARIETTA SHOW



IPMS/ATLANTA/MARIETTA SHOW



February Club Attendance

1	David Beckman
2	Dave Blackwell – 1/48 Academy F-4B VF-111 USS Coral Sea W.I.P.
3	John Brooks
4	Bob Colbert
5	Qorozco Cuahutemoc – 1/100 Bandai GUNDAM 79 Ground Type; 1/35 Italeri M4A1 76mm W.I.P.
6	George Fugett – 1/35 Vulcan Vickers Light Tank Mk.VI B.E.F.
7	Gary Haars – 1/35 Bronco Flak 41 W.I.P.
8	Chris Lowrance – Hasbro STIKFAS 3" Action Figure/Fireman
9	Steve Lewis – 1/72 Fujimi D2Y4 Judy; 1/35 Tamiya Kubelwagen D.A.K.; 1/72 Hobby Boss Hurricane Mk.IIC Malta W.I.P.
10	Jeff Mattheiss
11	Dave McCrory – Helmet Base Diorama/Vietnam W.I.P.
12	Mike Moore
13	Lynn Petty – Highlights Of ModelCon
14	Mike Reese – Son's old 1/72 Academy B-29 for sale
15	Emanuel Roland – Photos
16	Dave Scott
17	Tim Simmons





**Photos from
Our Last
Meeting**



**Photos from
Our Last
Meeting**



**Photos from
Our Last
Meeting**



**Photos
from Our
Last
Meeting**



**Photos from
Our Last
Meeting**






**Photos from
Our Last
Meeting**



ATL AMPS/FIGURE SHOW



ED
ND
S
-10)
1+)
DGED
TATION



D-DAY LANDING 5 JUNE 1944
1st AIRBORNE DIVISION, C. CO. 224TH ENG
EXETER, ENGLAND
SGT. JAKE McDIVISEE, HOLDING A CIGARETTE IN HIS MOUTH WITH "THE FILTHY THIRTEEN"



JUNE 5, 1944
224TH ENGINEER REGIMENT
SGT. JAKE McDIVISEE







HURRICANE (Original Title) - Mission of Honor (US Release Title)



This looks set to be re-released March 15th. Not sure if it will make it to Chattanooga

Reviews are very mixed. Heavy CGI, but at least one real Hurricane involved! At least they used the markings for 303 Squadron!!!! (303 Squadron was perhaps the most famous Polish squadron in the RAF during the Battle of Britain.) Let's keep our ear to the ground and consider this as a club movie night.




Emanuel's Roving Lens

Emanuel sent these photos of Koss's memorial at Smyrna as well as these shots of a MC-130 doing touch and goes at CHA



Emanuel's Roving Lens

Emanuel sent these photos of Koss's memorial at Smyrna as well as these shots of a MC-130 doing touch and goes at CHA





International Plastic Modelers' Society/USA Membership Application / Renewal Form

New Renewal IPMS #:

Name: _____

Address: _____

City: _____ State: _____

Zip Code: _____

Phone: _____ E-Mail: _____

Chapter Affiliation, if any: _____

Junior (17 years or younger) \$17.00 _____ Date of Birth: _____

Adult One year \$30.00 _____

Two years \$58.00 _____

Three years \$86.00 _____

Canada & Mexico \$35.00 _____

Foreign Surface \$38.00 _____

Family (1 set of Journals) _____ ← Adult fee + \$5.00 # of cards? _____

Your Signature: _____

If recommended by an IPMS member, please provide his/her:

Name: _____ IPMS #: _____

PAYMENT OPTIONS:

Cash Amount: _____

Check Check #: _____ Amount: _____

Billing Address, if different than above -

Address: _____

City: _____ State: _____

Zip Code: _____



JOIN AMPS!

\$30 Membership Includes

- Six issues of Boresight magazine
- A voice in the society
- AMPS show admission discounts
- Access to vendor discounts

Join **AMPS** Today

Name: _____

Address: _____

City: _____

State: _____ Zip: _____

Country: _____

Phone: _____

E-mail: _____

If paying by check or money order, send your membership dues and completed form below to:

AMPS
PO Box 543
Elkton, MD 21922-0543 USA

Membership Rates for A One-Year Period:

USA: \$30 - Canada/Mexico: \$35 - All Other: \$40

All payments must be made in U.S. funds. AMPS accepts payments by check and money order, as well as PayPal. To join using PayPal, just visit the AMPS website and select the 'Join AMPS' link.

If paying by check or money order, send your membership dues and completed form to the mailing address above.

www.amps-armor.org

Why Join AMPS?

- AMPS is all about armor modeling. If you build tanks, figures or dioramas, AMPS is for you.
- AMPS members get six issues per year of the club journal, Boresight. Boresight is written by and for tank modelers. Every issue is jammed with research material and modeling articles written by your peers with you in mind.
- The AMPS International and regional shows are the best armor modeling shows around! The AMPS judging system gives you detailed feedback to help you improve your modeling.
- AMPS chapters give you an opportunity to hang out with your fellow modelers, to learn more and have fun. If there is no chapter in your area- start one!
- AMPS members have access to member-only discounts at many hobby vendors. Your membership will pay for itself.
- AMPS members get a voice in the society. You can participate as much as you want.
- AMPS is all-volunteer. Guys just like you make AMPS happen. Be a good modeling citizen--join AMPS.





AMPS Atlanta 2019



“Armor in the Hedgerows”

February 15—17, 2019

Eligibility for the “Armor in the Hedgerows” show theme is defined by:

“Any Tank, Halftrack, Tank Destroyer, SP Gun used by the US or Germany during the Normandy Hedgerow Campaign.”

Join us for our 10th annual AMPS Atlanta model contest and show! Our show provides a great opportunity to tune up your models in time for the AMPS Nationals. There are loads of vendor tables, not to mention great Southern hospitality and weather. All models are judged using the AMPS open system.

Not just a model show, there will be great figures on display as well as educational seminars.



Hilton Marietta

Conference Center
500 Powder Springs St,
Marietta, GA 30064

(770) 427-2500



More Information:

www.ampsatlanta.org

[www.facebook.com/
groups/ampsatlanta/](https://www.facebook.com/groups/ampsatlanta/)

IPMS Phantom Phlashers

Proudly Presents

The Phantom Phurball '19

The Last of the Teens

Saturday April 6, 2019

At the

Anniston City Meeting Center 1615 Noble St Anniston, AL 36201

Directions: The Anniston Meeting Center is located one block off Quintard Avenue (US Hwy 21) between Wilmer Ave and Noble Street Directly behind the Hotel Finial. Traveling south, turn right onto 17th Street. Look for the "Model Show" signs.

FEATURING:

- ◆ **THE BEST RAFFLE IN THE SOUTHEAST- INCLUDING MANY WINGNUT WINGS KITS! OVER 50 VENDOR TABLES!**
- ◆ **CONTEST THEMES:**
 - "TEEN" DESIGNATED AIRCRAFT (examples: F-14, MiG-19, SPITFIRE MK. XVI, Bf109G-14, Etc.),
 - 2013-2019 MODEL YEAR AUTOMOTIVE MODELS *Sponsored by the Magic City Car Modelers*
 - FLY THE FRIENDLY SKIES! GENERAL/CIVILIAN AVIATION SUBJECTS
 - "HOP ON IN THE BACK BOYS!" PICK-UP TRUCKS
 - DON'T CALL IT TINY! - ANY LIGHT TANK FROM ANY NATION
 - TO THE RESCUE! EMERGENCY RESPONDERS FROM EVERY CATEGORY

REGISTRATION

\$10.00 FOR YOUR FIRST MODEL, \$1.00 FOR EACH ADDITIONAL MODEL.

\$2.00 IPMS DISCOUNT. JUNIOR MODELERS 17 AND UNDER: \$5.00

UNLIMITED MODELS!

VENDORS TABLES:

\$20.00 EACH. RESERVATIONS OF MORE THAN 5 TABLES WILL BE CHARGED

\$20 FOR THE FIRST TABLE AND \$15 FOR EACH ADDITIONAL TABLE.

VENDOR CONTACT:

TREY RUSH at: RUSHWAL@GMAIL.COM (205) 478-4091

CONTEST CONTACTS:

WILL NICHOLS at: PHANTOMPHOCUS@GMAIL.COM (205)616-5499 or

JOHN CORNETT at: JCORNETT@MTMENGINEERS.COM (205)283-5881

VISIT WWW.PHANTOMFLASHERS.ORG FOR MORE INFO!

CATEGORIES

100 AIRCRAFT

101 WWI AIRCRAFT AND RIGGED AIRCRAFT, ALL SCALES

102# SINGLE ENGINE PROP, 1/72 AND SMALLER

103# SINGLE ENGINE PROP, 1/48

104# MULTIENGINE PROP, SMALLER THAN 1/32

105# JET AIRCRAFT, 1/72 AND SMALLER

106# JET AIRCRAFT, 1/48

107# FIXED WING AIRCRAFT, 1/32 AND LARGER

108 CIVILIAN AIRCRAFT AND ROTARY WING, ALL SCALES

200 ARMOR

201# MILITARY VEHICLES, 1/48 AND SMALLER

202# CLOSED TOP AFV'S

205 ARTILLERY INCL RR GUNS & MISSILES

207# SOFT SKIN MILITARY VEHICLES, (INCL TRUCKS, JEEPS, UNARMORED HALFTRACKS, & MOTORCYCLES

208# OPEN TOP AFV'S & AFV'S W/ INTERIORS, (INCLUDING ASSAULT GUNS & SELF-PROPELLED GUNS)

209# ARMORED CARS AND ARMORED HALFTRAKS

300 AUTOMOTIVE

301# STREET RODS BEFORE 1948

302# STREET MACHINES SINCE 1949

303# CUSTOMS

304# TRUCKS (PICK-UP, SEMI'S, ETC)

305# FACTORY STOCK

306# COMPETITION (CLOSED WHEEL, OPEN WHEEL)

400 MISCELLANEOUS

401 NOT APPLICABLE TO ANY OTHER CATEGORY

402 SCRATCH BUILT, VACCUFORMED, CONVERSIONS, RESIN, ANY TYPE

403A AIRCRAFT OUT OF THE BOX

403B ARMOR OUT OF THE BOX

403C AUTO & MISC OUT OF THE BOX

404 DISPLAY ONLY

500 SPACECRAFT & SCIENCE-FICTION

501 SPACECRAFT, FICTIONAL AND NON-FICTIONAL

502 SCI FI, FANTASY, INCLUDING FIGURES

600# NAVAL SURFACE SHIPS AND SUBMARINES

601# SURFACE SHIPS (WILL BE SPLIT BY SCALE IF NEEDED)

602# SUBMARINES

700# FIGURES AND VIGNETTES

(WILL BE SPLIT IF ENOUGH ENTRIES WARRANT)

800 JUNIOR DIVISION (17 AND YOUNGER)

801 AIRCRAFT

802 ARMOR

803 AUTOMOTIVE

804 MISCELLANEOUS

900 DIORAMAS

901 MILITARY

902 NON-MILITARY

NOTES: # denotes a possible split. Splits will be made as necessary.

CONTEST AWARDS:

BEST AIRCRAFT, BEST ARMOR, BEST OF THE REST (CATEGORIES 400, 600, 700, 900), BEST JUNIOR MODELER, BEST AUTOMOTIVE

MEMORIAL AWARDS:

DARRYL EPPERSON AWARD

BILL NORMAN BEST USMC SUBJECT (air or otherwise)

PAUL SOLOSKY ORIGINALITY IN MODELING

LYNN JONES EXCELLENCE IN MODELING BEST IN SHOW

CONTEST RULES

1. You do not have to be a member of IPMS/USA to compete. Models **WILL BE HANDLED** during judging, but the utmost care will be used to prevent any damage to models. IPMS Phantom Phlashers do not accept or assume responsibility for any loss or damage to models

2. Models will be judged for skill in **CONSTRUCTION, FINISH, REALISM, SCOPE OF EFFORT, AND ACCURACY**. Any conflicts in judging will be resolved by the head judge. Judges' decisions are final.

3. **MODELS MUST BE THE SOLE WORK OF THE ENTRANT**. Die-cast or professionally built models are not allowed.

4. Models should be entered in the appropriate category. Markings will determine the category in which a model is entered. A model may not be entered in more than one category. It may, however, be considered for more than one special or theme award. Any question about the proper category for a model will be resolved by the head judge.

5. Models having received any award at any IPMS/USA NATIONAL CONVENTION or REGIONAL CONVENTION may not be entered in competition.

6. A model does **not** have to place 1ST in its category to qualify for a special or theme award. However, only 1ST places models will be considered for best of awards.

7. Contestants must register all models prior to taking them into the contest display area. Complete all registration and entry forms and indicate any special or theme awards the model is eligible to compete for on the entry form. No registrations will be accepted after 12:00 pm. CST

8. Any modeler age 17 and under may compete in the JUNIOR categories. Juniors may also compete in any open category, but models so entered will not be considered for any "BEST JUNIOR" awards.

9. Trophies will be awarded for 1ST, 2ND, and 3RD place in each category, including the Out-of-the-Box category.

10. The general OOB approach is to build what came in the kit. There are some exceptions to allow for a more complete model such as the use of aftermarket decals; on aircraft- addition of rigging wires, seatbelts (any type) and antennas; on military vehicles- antennas and closed sponsors; on ships- rigging and deck railings; etc. Modelers must attach the kit instruction sheet to the entry form. Models entered without an attached kit instruction sheet will not be eligible for the out-of-the-box category.

11. Bases will be allowed in all categories and will not be considered in the judging except in the diorama categories. The model may include primary crew figures but the addition of any other figures or equipment outside or not attached to the model (e.g., support equipment, shell splashes, or buildings) will make the model a diorama, which must then be entered in the proper diorama category.

12. **A MODIFIED NO SWEEPS RULE** is in effect. A modeler may only win up to two award(s) per category entered.

13. **Oversized or special display requirements: Modelers entering pieces that exceed three feet in either width or length, or that require special power support or special placement, must notify the convention contest chairman in advance.**

SCHEDULE OF EVENTS:

7:00 AM to 9:00 AM: Vendor Setup

9:00 AM: Doors open to public

9:00 AM to 12:00 PM: Registration

12:15 PM: Raffle Drawings Begins (held every 15-30 minutes until everything is gone)

12:00 PM: Judges Meeting

12:30 PM to 3:00 PM: Model Judging

12:30 PM to 3:00 PM: Make-And-Take Session

3:00 PM: Model display area reopened to public; trophies placed with winning models

4:00 PM: Awards Ceremony & Contest close

PELICON 2019

REGION 11 REGIONAL MODEL SHOW
AND CONTEST



Sat. April 6 - Sun. April 7, 2019
The Minnreg Center in Largo, Florida.

6340 126th Ave. North, Largo FL 33773



Check us out on Facebook: *Pelikan Model Club IPMS Tampa*
Contact Ozzie Leandri for questions: oleandri@verizon.net

Pelican '19

MODEL CONVENTION AND CONTEST

The Pelikan Model Club of the Florida Suncoast cordially invites all modelers to participate in our 2019 model contest and convention. The show dates are April 6-7, 2019.

The convention will be held at:

The Minnreg Center
6340 126th Ave., North
Largo, FL 33773

Available Hotels in the Area:

- **Tampa Bay Extended Stay Hotel**
6500 Ulmerton Rd, Largo, FL 33771 • (727) 532-4800
- **Candlewood Suites Holiday Inn**
13231 49th St N, Clearwater, FL 33762 • (727) 573-3344
- **Sleep Inn**
3939 Ulmerton Rd, Clearwater, FL 33762 • (727) 573-5049
- **Comfort Inn**
3910 Ulmerton Rd, Clearwater, FL 33762 • (727) 573-3334
- **Red Roof Inn**
3580 Ulmerton Rd, Clearwater, FL 33762 • (727) 202-6868
- **Quality Inn**
20162 US Hwy 19 N, Clearwater, FL 33764 • (727) 799-6133
- **Super 8**
13260 34th St N, Clearwater, FL 33762 • (727) 565-1066

SCHEDULE OF EVENTS

Friday, April 5th
3 PM - 9 PM Vendor Set up

Saturday, April 6th
9 AM - 4 PM Registration
5:00 PM Judging Starts

Sunday, April 7th
9:00 AM Display Area Opens
12:00 Noon Awards Presentation

REGISTRATION FEES

\$10 up to 5 entries (\$1 each additional entry)
\$5 for Juniors (15 and younger)

VENDOR FEES

\$45 per table; \$40 for groups of 5 or more tables
To reserve your table please contact Bill Malick - pfnyk7kb@aol.com or
Dina Amber - dinaamber@gmail.com

**A \$2.00 registration fee discount will be given to any IPMS member who presents a current IPMS membership card at the registration desk.*

MMM DELICIOUS TRUCK:

The Mmmm Delicious Cupcake truck will be in the Minnreg parking lot on Saturday, April 5th selling their gourmet cupcakes. They will be there from 2:00 to 4:00 p.m.

THE DONUT ROLL TRUCK:

The Jupiter Donut Company Donut Roll truck will be in the Minnreg parking lot on Sunday morning, April 7th selling their fantastic donuts and coffee. They will be there from 9:00 a.m. until 11:00 a.m.

CONTACTS

Chairman: Ozzie Leandri
Donn Buerger
William Finley
George Shaeffer

To contact any of these Pelikans, go to our website at www.pelikanclub.org click on *Pelican 2019* and then select *Contact Form*.

Northern Virginia Modelers Model Classic 2019

75TH ANNIVERSARY D-Day to the Bulge

Saturday, April 20, 2019 9:00 AM - 4:00 PM
Fairfax High School
3501 Rebel Run, Fairfax, VA 22030



Walk-in Admission
\$8.00 Single Adult
(18 and older)
\$10.00 Family

Award Sponsorships
\$30.00

Contestants
\$10.00
Unlimited number
of models

Vendor Tables
\$30.00 per table

Juniors
(17 & under)
FREE!

Model Contest
Over 90 Categories
Plus
Special Theme Categories

On Site Food Concession!

Lots of Vendors. Super Raffle. Make & Take for the Kids. Demos. Model Railways and much more! *

Tom Henderson
15491 Wheatfield Rd.
Woodbridge, VA 22193
(703) 680-9354

For
Information
Contact

Tim Barb
8010 W. Rockelen Ct.
Springfield, VA 22152
(703) 644-0284

tomhenderson51@verizon.net

tabarbmc@gmail.com



www.novaiipms.org

Sponsored by
Fairfax High School Choral Patrons Association

*Concept by
Walter Schuster & Mike Nayland*

*Design by
Mike Flockstein*

* Subject to change. Please check web page for latest updates

37th Annual Smoky Mtn Model-Con

Presented by

The Knoxville Scale Modelers Assoc.



I WANT YOU TO COME TO THE SHOW

SHOW THEME:

Wild Dangerous Creatures

Anything goes!

VISIT OUR WEBSITE
FOR DETAILS & IDEAS:



[HTTP://KNOXVILLEMODELCLUB.WEBS.COM/](http://knoxvillemodelclub.webs.com/)

**SATURDAY, MAY 18
2019**

9.00 am to 4.00 pm

JACOB BUILDING,
CHILHOWEE PARK EXPO
CENTER
3301 EAST MAGNOLIA AVE
KNOXVILLE, TN

MODEL CONTEST

Aircraft, autos, armor,
dioramas, fantasy, figures, sci-
fi, ships, and more on display.

Contest entry forms,
contest categories &
judging info available
on our website.

HOBBY VENDORS

RAFFLE DRAW with great
prizes

FOOD CONCESSION

ADULTS - \$5.00

UNDER 18s - FREE

FREE PARKING

SEE OVER FOR SHOW
CONTACT INFORMATION
AND DIRECTIONS.

TRICON 2019

MODEL SHOW AND CONTEST

MARCH 30 9AM - 4PM

CONTEST REGISTRATION CLOSES 1PM



AW BEATTIE CAREER CENTER

9600 BABCOCK BLVD, ALLISON PARK, PA 15101

CLASSES INCLUDE

SCI-FI
AIRCRAFT

FIGURES
AUTOMOTIVE

SHIPS
REAL SPACE

DIORAMA
MILITARY VEHICLES

ALL CLASSES USE OPEN JUDGING

SPECIAL AWARDS INCLUDE

BEST USMC SUBJECT
BEST USAF AIRCRAFT
BEST SCI-FI/FANTASY FIGURE

BEST BUST
BEST WWI AIRCRAFT
BEST FORD POWERED AUTO

BEST MOVIE MODEL
BEST RAILROAD SUBJECT
BEST OUT-OF-BOX AIRCRAFT

CHECK ONLINE FOR THE FULL LIST!

\$10

ADULT ENTRY FEE
FOR FIRST THREE MODELS

\$2 FOR EACH
ADDITIONAL MODEL

\$4

\$3

JUNIOR ENTRY FEE
UNLIMITED MODELS

GENERAL ADMISSION

FOR MORE INFORMATION VISIT
WWW.TRICON.TRIPMS.ORG

SHOW CHAIRMAN

Scott Scariot
412-492-8378
trekmanscott@outlook.com

VENDOR CHAIRMAN

Don Schmitz
724-443-2483
dnschmtz@gmail.com



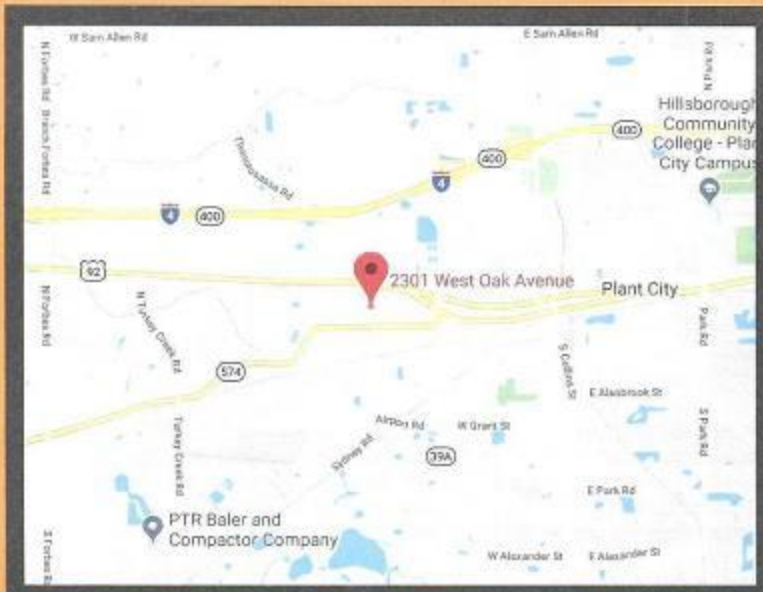
PAMSCON 2019

THIS YEARS THEME:
GOING TOPLESS

STRAWBERRY FESTIVAL FAIRGROUNDS
TECO EXPO HALL
2301 W OAK AVE
PLANT CITY, FL 33563



JUNE 15, 2019



- DOORS OPEN TO PUBLIC AT 9 AM
- AWARDS PRESENTED FOR EACH CATEGORY
- VENDOR TABLES AVAILABLE
- CONTESTANT REGISTRATION ENDS AT NOON
- RAFFLE
- ONLINE REGISTRATION COMING SOON

For more Information:

Email: president@polkareamodelsociety.com

Web Site—www.polkareamodelsociety.com

4TH ANNUAL

RIVER CITY RUMBLE



Presented by:

RIFF-RAFF SCALE AUTO MODEL CAR CLUB

MODEL CAR CONTEST AND SWAP MEET

SATURDAY, JUNE 22, 2019 9am-5pm

*******EVENT SITE*******

**Immanuel Lutheran Church
6319 Raleigh Lagrange Road
Memphis, TN 38134**

EVENT AGENDA

Vendor Setup	7am to 9am
Contest Registration	9am to 12 noon
Contest Judging	12 noon to 3:00pm
Awards Presentation	3pm to 5pm

CONTEST THEMES

Station Wagons & Lead Sleds

ADMISSION – CONTEST ENTRY – VENDORS

General Admission	\$2.00	
Contest Entry	\$5.00	(first entry), \$1.00 (each entry thereafter), \$1.00 Youth Entry

Vendor Swap
Meet Tables

\$25.00 each 8' long tables with 2 chairs
Table reservations no later than May 31, 2019
Vendor no show notice: due to table demand, reserved tables are held until 10am day of show
\$30.00/each day of show (please call in advance for availability)
Electrical service is NOT available.

CONTACTS:

Les Boyle, 901-489-6710, fordfalcondragcar@hotmail.com
Mike Boyle, 901-438-1857, mustang5992000@yahoo.com
Phone calls between 5pm – 9pm CST PLEASE!

Visit us on Facebook at RIFF-RAFF SCALE AUTO MODEL CAR CLUB



AMPS Central SC Wildcats
and
IPMS/Mid-Carolina Swamp Fox Modelers
present



2019 SOUTH CAROLINA SCALE MODEL MEGA-SHOW

Invites you to...



9am – 6pm Saturday, June 22, 2019
SC NG Armory & SC Military Museum
1225 Bluff Road
Columbia, SC 29201
I-77, Exit #5

Doors OPEN at 9 AM

- Vendor Tables – so you can buy that Elusive Hobby Item
- Huge Raffle – take a Chance, win a Prize
- Two independent Model Shows (IPMS & AMPS)
- Access to the SC Military Museum
- Food Trucks on-site – for when Moondoggle gets the Munchies (“these ain’t no C-Rations, troops!”)

You'll have more fun than Gidget on a surfboard!

We're on the web:

<https://scmegashow.com>

Contact us:

scmegashowinfo@gmail.com

803-665-9263



DIRECTIONS:

- From Charlotte: I-77 South to Exit 5. Continue right on Bluff Road approximately 2.5 miles to the armory. The destination is on the left.
- From Charleston: I-26 West to I-77 North. At Exit 5, continue left on Bluff Road approximately 2.5 miles to Armory. The destination is on the left.
- From Greenville/Spartanburg: I-26 East to I-77 North. At Exit 5, continue left on Bluff Road approximately 2.5 miles to Armory. Destination is on the left.

MEGA-SHOW SCHEDULE (Tentative, see <https://scmegashow.com>):

Registration Opens:	9:00 AM	Raffle Ticket Sales open:	9:00 AM
Registration Closes:	12:00 PM	Raffle Ticket Sales close:	12:00 PM
IPMS Judging begins:	12:30 PM	First Raffle Draw:	9:30 AM
AMPS Awards Ceremony:	3:00 PM	Last Raffle Draw:	1:00 PM
IPMS Awards Ceremony:	4:30 PM	Raffle Lightning Round:	2:00 PM

MEGA-SHOW FEES:

- **FREE** General Admission!
- See the MEGA-Show website (<https://scmegashow.com>) for Contest Registration & Registration Fees, Vendor Table costs, Event & Award Sponsorships, etc.

CONTACT INFORMATION:


General Information: scmegashowinfo@gmail.com, 803-665-9263

Vendor Information: scmegashowvendors@gmail.com, 803-481-7201

AMPS Contest Information: scmegashowamps@gmail.com, 803-318-1767

IPMS Contest Information: scmegashowipms@gmail.com, 803-665-9263

WAS IT OVER WHEN THE GERMANS



Mike Mattheiss

AUGUST
7-10

BOMBED PEARL HARBOR?

NOOGA NATS



2019 NATIONAL CONVENTION

CHATTANOOGA
TENNESSEE

"Mikey" & "Vanderhoof" Characters
© 2018 Michael Mattheiss. All rights reserved.

www.ipmsusanationals.com

mmoore1132@gmail.com

**2019 IPMS/USA
NATIONAL CONVENTION REGISTRATION FORM**

August 7-10, 2019 Chattanooga, TN

IPMS/USA Number

Expiration Date mm/yyyy

Family Membership

I am a Certified IPMS/USA National Judge

First Name M.I. Last Name Suffix

Address City

State Zip Code Country E-Mail Address

CONVENTION EVENTS

QTY	EVENT	DEADLINES	FEE	EXTENDED
	Adult Registration (18 and Over)	On or Before June 15, 2019	\$55.00	\$
	Adult Registration (18 and Over)	June 16 th and After	\$75.00	\$
	Junior Registration (17 and Under)	On or Before June 15, 2019	\$20.00	\$
	Junior Registration (17 and Under)	June 16 th and After	\$25.00	\$
	Proxy (For Model Entry in Absentia)	On or Before June 15, 2019	\$25.00	\$
	Proxy (For Model Entry in Absentia)	June 16 th and After	\$45.00	\$

Pre Awards Reception	Dessert Bar	\$5.00	\$
Fee for Reception & Awards Presentation.	Dessert Bar	\$5.00	\$
Awards Presentation may be viewed Separately at no charge.	Dessert Bar	\$5.00	\$
	Dessert Bar	\$5.00	\$

CONVENTION TOURS & WORKSHOP

QTY	TOUR/Workshop	Date & Times	FEE	EXTENDED
	U.S. Space & Rocket Center	8/8/2019 8:30 am to 6 pm	\$50.00	\$
	Songbirds Museum and BBQ	8/8/2019 7 pm to 10 pm	\$40.00	\$
	Grex Airbrush Workshop	See Convention Web Page	\$75.00	\$
			Total	\$

IPMS/USA Family Membership Attendees

First Name	M.I.	Last Name	Family
<input type="text"/>	<input type="text"/>	<input type="text"/>	<input type="text"/>
<input type="text"/>	<input type="text"/>	<input type="text"/>	<input type="text"/>
<input type="text"/>	<input type="text"/>	<input type="text"/>	<input type="text"/>

NOTE:
Family listing applies to Convention Entry Passes. It includes only one registration for contest model entries.

Please make check payable to:
IPMS/USA 2019 National Convention
Mail this form & check to:
2019 IPMS/USA NATIONAL CONVENTION

Attn: Registrar
404 Lark Lane
Red Bank, TN 37415

Or Register Online at:
www.ipmsusa.org



CONVENTION T-SHIRTS ALL SIZES...\$18.00

QTY	S	M	L	XL	XXL	XXXL	XXXXL	EXT.
\$18.00								\$

EVENTS TOTAL	\$
TOURS & T-Shirts Total	\$
GRAND TOTAL:	\$



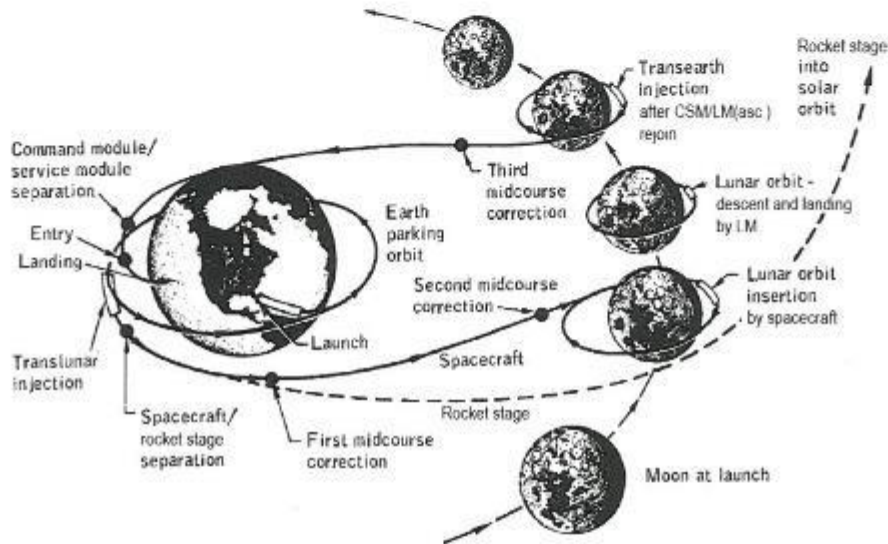
HUNTSVILLE PLASTIC MODELERS SOCIETY

43rd Annual Model Show

24 AUGUST 2019 + 8:00 AM TO 5:00 PM

HUNTSVILLE JAYCEE'S BUILDING + 2180 AIRPORT ROAD SW + HUNTSVILLE, AL

SPECIAL CONTEST CATEGORY



US SPACE PROGRAM

In celebration of the 50th anniversary of the first moon landing, we will have a special award for any entry directly related to the US Space program. This includes all contest categories.

Online

- <http://hsvpms.blogspot.com>
- Facebook: [huntsvilleplasticmodelers](#)

Show & Vendor Information

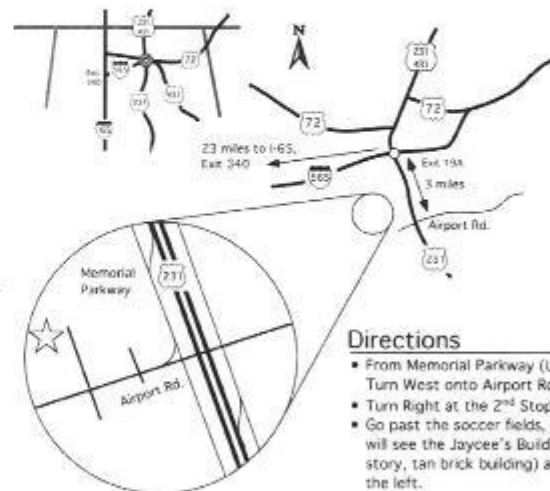
Thomas Clark
 129 Deer Creek Trail
 Toney, AL 35773
 256-270-0820
hpmwebmaster@gmail.com



Facebook



Blogspot



Directions

- From Memorial Parkway (US 231), Turn West onto Airport Road.
- Turn Right at the 2nd Stoplight.
- Go past the soccer fields, and you will see the Jaycee's Building (one story, tan brick building) ahead on the left.

Google Maps: <http://tinyurl.com/lj34ppy>



PIEDMONT SCALE MODELERS



IPMS Model Club

Present Region 12 Model Show & Contest

September 14, 2019

Simpsonville Parks & Recreation

310 West Curtis Street

Simpsonville, SC 29681

Visit our show website for complete details
and information.

<https://psmregion122019.wixsite.com/mysite>

Raffle, food, fun, awards, vendors, and yes...
LOTS & LOTS OF REALLY COOL SCALE MODELS !

Come and join us in participation of
"The Resurrection of a Model Club!"

Printing by Visual Graphics (864)233-2845

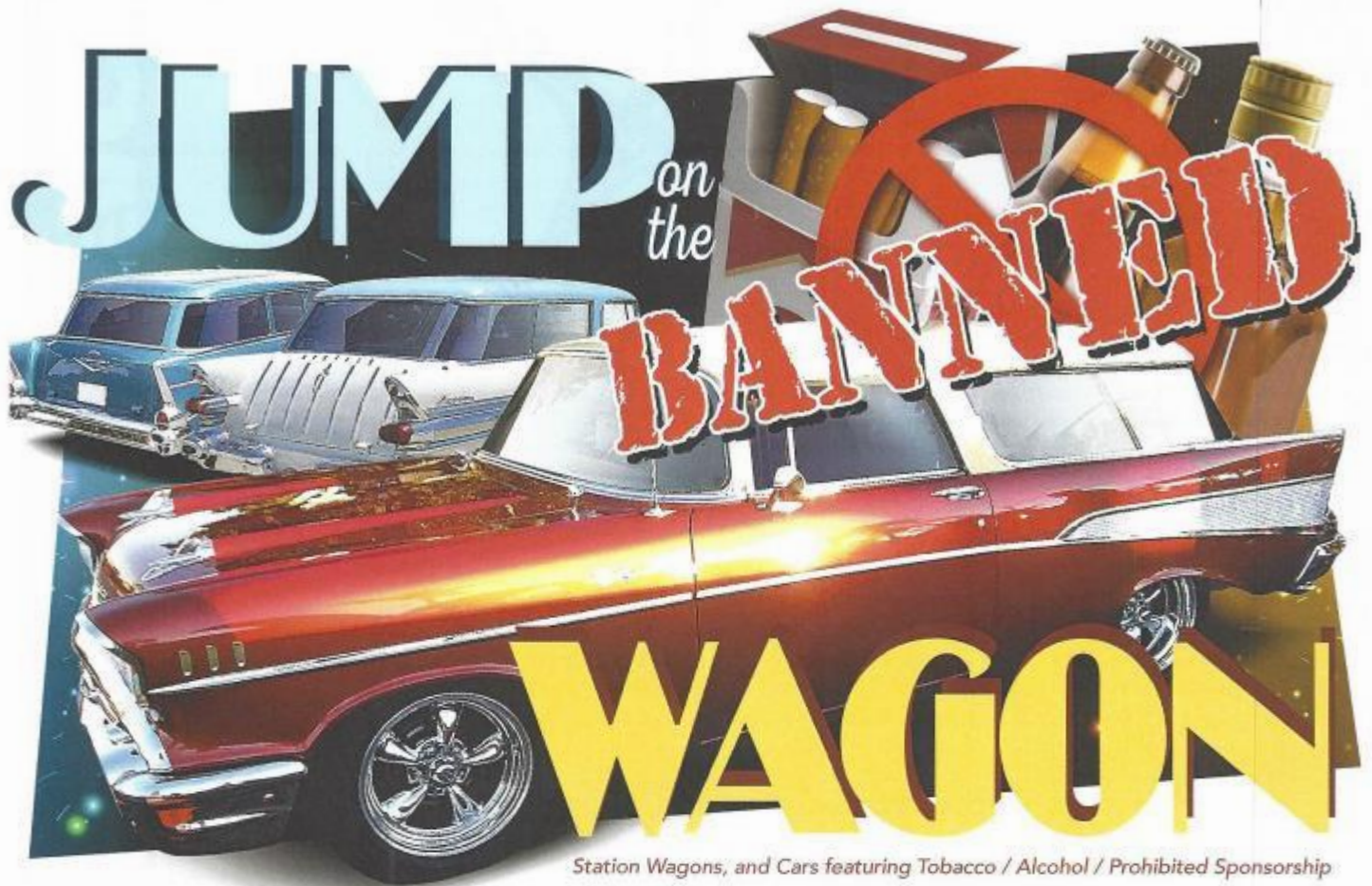
405 Airport Rd. Greenville, SC 29607

visualgraphicsonline.com



SOUTHERN NATIONALS

NOVEMBER 2, 2019 • 10:00AM - 4:00PM • SMYRNA COMMUNITY CENTER • SMYRNA GEORGIA



Station Wagons, and Cars featuring Tobacco / Alcohol / Prohibited Sponsorship

MODEL CAR SHOW & SWAP MEET

The ACME Southern Nationals is a non-judged event organized to promote fellowship among model builders. However, awards will be presented for Best in Show, Top Ten, etc. Model car categories include: replica stock, custom, tuners, street rods, foreign/exotic, various competition classes and others.

The host hotel is right off I-75 and Windy Hill Road. Comfort Suites at 2221 Corporate Plaza Parkway S, Smyrna, GA 30080. Direct front desk phone (770) 541-1499 / Fax (678) 802-0549. For special room rate, mention the Group Code "ACME". A hospitality suite will be open to show attendees both Friday and Saturday evenings.

A "Make It-Take It" event is scheduled for children 12 and under to learn modeling skills. A FREE kit is provided (one per child per paid admission).

We will offer an "Early Bird" admission pass which will include entry to the contest.

Entry Fee to enter models into the show TBD | General admission TBD | Children under 12 free with paid adult | 6' vendor tables are available - price TBD

ACME
ATLANTA CAR MODEL ENTHUSIASTS

VENDOR INFO:

ACME | P.O. BOX 4288 • ALPHARETTA, GA 30023-4288

VENDORINFO@ACME-IPMS.COM

Revised 10.18 | flyer info subject to change

www.acme-ipms.com